

Vol. 11

REPUBLIC OF MAURITIUS

Ministry of Finance and Economic Empowerment

CENTRAL STATISTICS OFFICE

**DIGEST OF
BUSINESS ACTIVITY STATISTICS**

FINANCIAL YEAR 2007/2008

April 2009

(Price Rs. 50.00)

DIGEST OF
BUSINESS ACTIVITY STATISTICS
FINANCIAL YEAR 2007/2008

Business Activity Statistics – Financial Year 2007/2008

Foreword

This is the eleventh issue of a regular publication of the Central Statistics Office on business activity statistics.

Data refer to business activities undertaken in the island of Mauritius, which are either licensed with the local authorities (municipalities and district councils) or registered with the appropriate organisations such as the Medical Council, the Ministry of Education, Culture and Human Resources, the National Transport Authority, etc. However, all agricultural related activities, except those in the manufacture of food products, are not covered.

The business activities have been coded according to the National Standard Industrial Classification of All Economic Activities (NSIC) which is an adapted version of the International Standard Industrial Classification of All Economic Activities (ISIC) Rev. 3, 1990.

It is hoped that this report will be of valuable help to the public in general and to planners and policy makers in particular.

The co-operation and assistance of the local authorities, professional councils and other organisations are gratefully acknowledged.

(H. BUNDHOO)
Director of Statistics

Central Statistics Office
Ministry of Finance and Economic Empowerment
Port Louis
April 2009

CONTENTS

LIST OF TABLES

| | | | Page |
|-------|------|--|-------------|
| Table | 1.1 | - Evolution of licences between July 2007 and June 2008 | 11 |
| | 1.2a | - Licences by activity as at June 2007 and 2008 - Manufacturing | 12 |
| | 1.2b | - Licences by activity as at June 2007 and 2008 - Electricity, Gas and Water Supply | 13 |
| | 1.2c | - Licences by activity as at June 2007 and 2008 - Construction | 13 |
| | 1.2d | - Licences by activity as at June 2007 and 2008 - Hotels and Restaurants | 13 |
| | 1.2e | - Licences by activity as at June 2007 and 2008 - Wholesale and retail trade; Repair of motor vehicles, motorcycles and personal and household goods | 14 |
| | 1.2f | - Licences by activity as at June 2007 and 2008 - Transport, storage and communications | 15 |
| | 1.2g | - Licences by activity as at June 2007 and 2008 - Financial intermediation; Real estate & business activities | 16 |
| | 1.2h | - Licences by activity as at June 2007 and 2008 - Education; Health and Social work; Community, social and personal service activities | 17 |
| | 2 | - Registrations by activity and district as at June 2008 | 18 |
| | 3.1 | - Licences and registrations by activity as at June 2007 and 2008 | 19 |
| | 3.2a | - Licences and registrations by activity as at June 2008 - Manufacturing | 21 |
| | 3.2b | - Licences and registrations by activity as at June 2008 - Electricity, Gas and Water Supply | 22 |
| | 3.2c | - Licences and registrations by activity as at June 2008 - Construction | 22 |
| | 3.2d | - Licences and registrations by activity as at June 2008 - Hotels and Restaurants | 22 |

| | | | |
|------|---|--|----|
| 3.2e | - | Licences and registrations by activity as at June 2008 - Wholesale and retail trade; Repair of motor vehicles, motorcycles and personal and household goods | 23 |
| 3.2f | - | Licences and registrations by activity as at June 2008 - Transport, storage and communications | 24 |
| 3.2g | - | Licences and registrations by activity as at June 2008 - Financial intermediation; Real estate & business activities | 25 |
| 3.2h | - | Licences and registrations by activity as at June 2008 - Education; Health and Social work; Community, social and personal service activities | 26 |
| 4 | - | Net changes in licences and registrations by activity, June 2007 to June 2008 | 27 |
| 5.1 | - | Licences and registrations by activity and region as at June 2008 - All sections | 28 |
| 5.2a | - | Licences and registrations by activity and region as at June 2008 - Manufacturing | 29 |
| 5.2b | - | Licences and registrations by activity and region as at June 2008 - Electricity, Gas and Water Supply | 30 |
| 5.2c | - | Licences and registrations by activity and region as at June 2008 – Construction | 30 |
| 5.2d | - | Licences and registrations by activity and region as at June 2008 - Hotels and Restaurants | 30 |
| 5.2e | - | Licences and registrations by activity and region as at June 2008 - Wholesale and retail trade; Repair of motor vehicles, motorcycles and personal and household goods | 31 |
| 5.2f | - | Licences and registrations by activity and region as at June 2008 - Transport, storage and communications | 32 |
| 5.2g | - | Licences and registrations by activity and region as at June 2008 - Financial intermediation; Real estate and business activities | 33 |
| 5.2h | - | Licences and registrations by activity and region as at June 2008 - Education; Health & Social work; Community, social and personal service activities | 34 |

| | | | |
|------|---|--|----|
| 6.1 | - | Licences and registrations by activity and district as at June 2008 | 35 |
| 6.2a | - | Licences and registrations by activity and district as at June 2008 - Manufacturing | 37 |
| 6.2b | - | Licences and registrations by activity and district as at June 2008 - Electricity, Gas and Water Supply | 38 |
| 6.2c | - | Licences and registrations by activity and district as at June 2008 - Construction | 38 |
| 6.2d | - | Licences and registrations by activity and district as at June 2008 - Hotels and Restaurants | 38 |
| 6.2e | - | Licences and registrations by activity and district as at June 2008 - Wholesale and retail trade; Repair of motor vehicles, motorcycles and personal & household goods | 39 |
| 6.2f | - | Licences and registrations by activity and district as at June 2008 - Transport, storage and communications | 40 |
| 6.2g | - | Licences and registrations by activity and district as at June 2008 - Financial intermediation; Real estate and business activities | 41 |
| 6.2h | - | Licences and registrations by activity and district as at June 2008 - Education; Health and social work; Community, social and personal service activities | 42 |

ILLUSTRATIONS

| | | | |
|----------|---|--|----|
| Figure 1 | - | Evolution of licences and registrations, by main activity June 2000 - 2008 | 20 |
| Figure 2 | - | Licences and registrations by main activity as at June 2007 and 2008 | 20 |
| Figure 3 | - | Licences and registrations by district as at June 2008 | 36 |

Technical Notes

1. General

Data compiled in this publication provide the information on demography and trend of business activities in the different economic sectors of the country.

2. Concepts and Coverage

An operator is required to obtain a licence from the Municipal or District Councils or to register with the appropriate Ministry or organisations (e.g Ministry of Education, Culture and Human Resources, the Medical Council, the National Transport Authority, the Tourism Authority, etc.) in order to operate. Statistics published in this report pertain only to activities that are either licensed or registered. However, all agricultural related activities, except those in the manufacture of food products, are not covered.

Statistics on licences relate to the number of licences as delivered by the local authorities. Similarly statistics on registrations are those as registered with the appropriate Ministries or organisations. In some cases, an operator may hold both a licence and a registration certificate. To avoid double counting, while compiling statistics on both licences and registrations, such activities have been accounted for in registration only. For example the owner of a bus, besides registering his vehicle with the National Transport Authority may also hold a licence issued by a district council. In the table giving figures for both licences and registrations, the activity of the bus owner is accounted for in registration only.

3. Classification and presentation of data

To cater for the wide range and diverse business activities and for classification purposes, each activity has been assigned an activity code according to the **National Standard Industrial classification of Economic Activities (NSIC)**, which is an adapted version of the International Standard Industrial Classification (ISIC), Rev. 3, 1990.

The NSIC consists of 5 levels of classification namely:

| | | |
|---------|---------------------|---|
| Level 1 | Section: | 17 sections identified by one of the letters A to Q |
| Level 2 | Division: | 56 divisions identified by the first 2 digits |
| Level 3 | Group: | 151 groups identified by the first 3 digits |
| Level 4 | Classes: | 302 classes identified by the first 4 digits |
| Level 5 | Sub-classes: | 548 sub-classes identified by the 5 digits |

The 17 sections are as follows:

| Section | Description | Division |
|----------------|---|-----------------|
| A | Agriculture, Hunting & Forestry | 01 and 02 |
| B | Fishing | 05 |
| C | Mining & Quarrying | 14 |
| D | Manufacturing | 15 – 37 |
| E | Electricity, Gas & Water supply | 40 and 41 |
| F | Construction | 45 |
| G | Wholesale and Retail trade; Repair of motor vehicles, motorcycles & personal and households goods | 50 – 52 |
| H | Hotels and Restaurants | 55 |
| I | Transport, Storage & Communications | 60 – 64 |
| J | Financial Intermediation | 65 – 67 |
| K | Real Estate, Renting & Business activities | 70 – 74 |
| L | Public administration & Defence; Compulsory Social security | 75 |
| M | Education | 80 |
| N | Health & Social work | 85 |
| O | Other Community, Social & Personal service activities | 90 – 93 |
| P | Private households with employed persons | 95 |
| Q | Extra-territorial organisations & bodies | 99 |

3. Data sources

Licences: - Municipalities and District Councils

- Registrations:**
- National Transport Authority (Public transport)
 - Ministry of Education, Culture and Human Resources (Private schools)
 - Judicial Department (Legal activities)
 - Professional Councils (Medical Practitioners, Dentists, Architects, etc.)
 - Customs Department (Freeport companies)
 - Financial Services Commission (Offshore companies)
 - The Police Department (Driving schools)
 - Tourism Authority
 - Beach Authority

Business Activity Statistics, July 2007 - June 2008

Introduction

Statistics on business activities undertaken in the Island of Mauritius are compiled mainly from administrative records. They cover activities which are either licensed with the local authorities (municipalities and district councils) or registered with the appropriate organisations such as the Medical and Dental Council, the National Transport Authority, the Tourism Authority, etc. All agricultural activities are presently excluded.

It is to be noted that statistics on business activity presented in this publication refer to the total number of licensed or registered activities and not to the total number of operation units or enterprises.

Statistics on licences and registrations collected prior to October 2006 are not strictly comparable with those collected after October 2006, as a result of the coming into operation of the Business Registration and Business Facilitation Acts in October 2006 and amendments brought to various regulations. Care should therefore be taken when comparing figures presented in this publication with figures published prior to October 2006.

2. Evolution of licences between July 2007 and June 2008

The total number of licences as at June 2008 was 89,595 representing an increase of 6% over the figure of 84,185 for June 2007 (Table 1). During the reference period, 9,150 new licences were issued whilst 3,740 licences were cancelled. The industry group 'Wholesale and retail trade; repair of motor vehicles, personal and household goods' accounted for majority of both new licences (64%) and licences cancelled (68%). The distribution of licences by industry group and district is given in Tables 1.2a to 1.2h.

3. Registrations by industry group and district as at 30 June 2008

The number of registered activities increased by 259 (1%) from 29,330 in June 2007 to 29,589 in June 2008. The industry group 'Transport, storage and communications' had the highest number of registered activities (21,380 or 72%), followed by 'Real estate, renting and business activities' (2,846 or 10%), as shown in Table 2. It is to be noted that activities carried out by enterprises previously holding export processing and pioneer status certificates, are no longer considered as registered activities and are now included under licensed activities only. This explains the decrease in the number of registered activities from 545 in June 2007 to 18 in June 2008, in the industry group 'Manufacturing'.

4. Adjusted licences and registrations as at June 2008

Table 3.1 shows the total number of licensed and registered activities as at June 2008, adjusted for double counting. Activities which are both licensed and registered are included in registrations only.

The total number of adjusted licensed and registered activities increased by 5% from 107,378 in June 2007 to 113,047 in June 2008. An analysis by industry group shows

that ‘Wholesale and retail trade; repair of motor vehicles, personal and household goods’ had the highest number of activities, 61,916 (55%), followed by ‘Transport, storage and communications’ with 21,851 (19%) activities. Tables 3.2a to 3.2h highlight the distribution of adjusted licences and registrations by selected industry groups.

5. Net changes in adjusted licences and registrations, June 2007 to June 2008

Table 4 shows the net changes in adjusted licences and registrations by industry group, from June 2007 to June 2008. The industry group ‘Wholesale and retail trade; repair of motor vehicles, personal and household goods’ registered the highest increase in the number of activities (3,077), representing 54% of total increase, followed by the industry groups ‘Transport, storage and communications’ (778 or 14%) and ‘Real estate, renting and business activities’ (574 or 10%).

6. Distribution of adjusted licences and registrations by industry group and region

Table 5.1 shows the distribution of adjusted licensed and registered activities by industry group and region (urban and rural). The number of activities was slightly higher in rural areas (54%) than in urban areas. Activities predominant in the rural regions were from the industry groups ‘Other community, social and personal service activities’ (65%) and ‘Hotels and restaurants’ (63%). However activities pertaining to the following industry groups were found mostly in the urban areas: ‘Health and social work’ (75%), ‘Real estate, renting and business activities’ (63%) and ‘Education’ (56%). The distribution of activities by region and selected industry groups is given in Tables 5.2a to 5.2h.

7. Distribution of adjusted licences and registrations by industry group and district

The highest number of licensed and registered activities was in the district of Plaines Wilhems (30,554 or 27%), followed by the district of Port Louis (20,881 or 18%). The smallest number occurred in the district of Black River with a total of 4,684 (4%) activities, as shown in Table 6.1. The distribution of activities by selected industry groups and district is given in Tables 6.2a to 6.2h.

8. Licences and registrations by industry group and district

Tables 7.1 to 7.8 give a breakdown of the licensed and registered activities for the different industry groups, by activity and district.

**Central Statistics Office
Ministry of Finance and Economic Empowerment
Port-Louis
Mauritius**

April 2009

Contact Person

Mr D.Venkatasawmy
Senior Statistical officer
Central Business Register Unit
Tel: (212) 2316/17
Email: cso_cbr@mail.gov.mu
Web Site: <http://statsmauritius.gov.mu>

Table 1.1 - Evolution of licences between July 2007 and June 2008

| NSIC | Activity | Number | | | |
|------|---|-----------------------------------|------------------------|--------------|-----------------------------------|
| | | 2007 ¹ (as at June) | July 2007 to June 2008 | | 2008 ² (as at June) |
| | | | Issued | Cancelled | |
| | Total | 84,185 | 9,150 | 3,740 | 89,595 |
| C | Mining and quarrying | 5 | 0 | 0 | 5 |
| D | Manufacturing | 5,659 | 1,290 | 233 | 6,716 |
| E | Electricity, gas and water supply | 1 | 0 | 0 | 1 |
| F | Construction | 1,092 | 305 | 64 | 1,333 |
| G | Wholesale and retail trade; repair of motor vehicles, motorcycles, personal and household goods | 57,590 | 5,884 | 2,538 | 60,936 |
| H | Hotels and restaurants | 4,905 | 513 | 255 | 5,163 |
| I | Transport, storage and communications | 5,579 | 55 | 28 | 5,606 |
| J | Financial intermediation | 447 | 36 | 14 | 469 |
| K | Real estate, renting and business activities | 3,441 | 614 | 148 | 3,907 |
| M | Education | 452 | 5 | 5 | 452 |
| N | Health and social work | 291 | 37 | 4 | 324 |
| O | Other community, social and personal service activities | 4,723 | 411 | 451 | 4,683 |

¹ Revised

² Provisional

Table 1.2a - Licences by activity as at June, 2007 and 2008 - Manufacturing

| NSIC | Activity | 2007 ¹ | July 2007 to June 2008 | | 2008 ² |
|------------------|--|-------------------|------------------------|--------------|-------------------|
| | | | Issued | Cancelled | |
| | | | | Total | 5,659 |
| 15 & 16 | Food product, beverages and tobacco | 1,261 | 367 | 62 | 1,566 |
| 17 & 18 | Textiles and wearing apparel | 1,243 | 373 | 50 | 1,566 |
| 19 | Tanning and dressing of leather & footwear | 122 | 24 | 7 | 139 |
| 20, 36101- 36109 | Wood product including furniture | 853 | 70 | 25 | 898 |
| 21,22 | Paper product, publishing and printing | 305 | 55 | 13 | 347 |
| 23 | Coke, refined petroluem products and nuclear fuel | 2 | 0 | 0 | 2 |
| 24 | Chemicals and chemical products | 58 | 28 | 3 | 83 |
| 25 | Rubber and plastic products | 197 | 29 | 4 | 222 |
| 26 | Non-metallic mineral products | 95 | 18 | 6 | 107 |
| 27, 28, 29 | Basic & fabricated metals and machinery n.e.c | 541 | 105 | 18 | 628 |
| 30000 | Office , accounting and computing machinery | 15 | 7 | 2 | 20 |
| 31, 32 | Electrical machinery, apparatus, radio & tv equipment | 5 | 23 | 0 | 28 |
| 33 | Medical optical instrument, watches and clocks | 49 | 11 | 0 | 60 |
| 34, 35 | Motor vehicles, trailers and other transport equipment | 10 | 8 | 2 | 16 |
| 36911- 36919 | Jewellery and related products | 515 | 57 | 26 | 546 |
| 36920- 36999 | Manufacturing n.e.c. | 384 | 107 | 14 | 477 |
| 37 | Recycling | 4 | 8 | 1 | 11 |

¹ Revised

² Provisional

Table 1.2b - Licences by activity as at June, 2007 and 2008 - Electricity, Gas and Water Supply

| NSIC | Activity | 2007 | July 2007 to June 2008 | | 2008 |
|---------|-----------------------------------|------|------------------------|-----------|--------|
| | | | Issued | Cancelled | Number |
| 40 & 41 | Electricity, gas and water supply | 1 | 0 | 0 | 1 |

Table 1.2c - Licences by activity as at June, 2007 and 2008 - Construction

| NSIC | Activity | 2007 ¹ | July 2007 to June 2008 | | 2008 ² |
|------|--------------|-------------------|------------------------|-----------|-------------------|
| | | | Issued | Cancelled | Number |
| 45 | Construction | 1,092 | 305 | 64 | 1,333 |

Table 1.2d - Licences by activity as at June, 2007 and 2008 - Hotels and Restaurants

| NSIC | Activity | 2007 ¹ | July 2007 to June 2008 | | 2008 ² |
|---------------|----------------------------------|-------------------|------------------------|------------|-------------------|
| | | | Issued | Cancelled | Number |
| | Total | 4,905 | 513 | 255 | 5,163 |
| 55101 - 55109 | Hotel and boarding houses | 0 | 0 | 0 | 0 |
| 55201 - 55202 | Restaurants | 1 | 2 | 0 | 3 |
| 55203 | Bars | 1,610 | 3 | 58 | 1,555 |
| 55204 - 55209 | Canteens and other eating places | 3,294 | 508 | 197 | 3,605 |

¹ Revised

² Provisional

**Table 1.2e - Licences by activity as at June, 2007 and 2008 - Wholesale and retail trade;
Repair of motor vehicles, motorcycles and personal and household goods**

| NSIC | Activity | 2007 ¹ | July 2007 to June 2008 | | Number | |
|-----------|--|-------------------|------------------------|--------------|-------------------|--|
| | | | | | 2008 ² | |
| | | | Issued | Cancelled | | |
| | Total | 57,590 | 5,884 | 2,538 | 60,936 | |
| 501 & 502 | Sale and repairs of motor vehicles | 673 | 80 | 26 | 727 | |
| 503 | Sale of motor vehicle spare parts and accessories | 755 | 69 | 53 | 771 | |
| 504 | Sale and repairs of motorcycles/spare parts | 424 | 43 | 27 | 440 | |
| 505 | Retail sale of automotive fuel | 153 | 14 | 6 | 161 | |
| 51 | Wholesaler/Commission Agent except of motor vehicles | 6,693 | 1,091 | 522 | 7,262 | |
| 5211 | General retailer foodstuff and non-foodstuff | 6,372 | 527 | 314 | 6,585 | |
| 5219 | General retailer non-foodstuff (non-specialised) | 6,737 | 807 | 299 | 7,245 | |
| 5220 | Retail sale of food, beverages and tobacco | 10,756 | 643 | 444 | 10,955 | |
| 5231 | Retail sale of pharmaceutical goods | 283 | 46 | 9 | 320 | |
| 5232 | Retail sale of textiles and footwear | 762 | 297 | 73 | 986 | |
| 5233 | Retail sale of household appliances | 663 | 76 | 40 | 699 | |
| 5234 | Retail of hardware, paints and glass | 1,043 | 106 | 63 | 1,086 | |
| 5235 | Sale of furniture | 590 | 18 | 28 | 580 | |
| 5236 | Bookshop | 252 | 5 | 14 | 243 | |
| 5237 | Jewellers shop | 173 | 20 | 13 | 180 | |
| 5239 | Retail sale in specialised stores | 2,109 | 243 | 109 | 2,243 | |
| 5240 | Retail sale of second hand goods in stores | 29 | 0 | 11 | 18 | |
| 5252 | Retail at market place and fairs | 12,792 | 1,277 | 279 | 13,790 | |
| 5259 | Hawkers, street vendors and mobile victualler | 5,468 | 459 | 165 | 5,762 | |
| 5260 | Repair of personal and household goods | 863 | 63 | 43 | 883 | |

¹ Revised

² Provisional

Table 1.2f - Licences by activity as at June, 2007 and 2008 - Transport, storage and communications

| NSIC | Activity | 2007 ¹ | July 2007 to June 2008 | | Number |
|--------------------------|--|-------------------|------------------------|-----------|-------------------|
| | | | Issued | Cancelled | 2008 ² |
| | | | | | |
| | Total | 5,579 | 55 | 28 | 5,606 |
| 60211 - 60219 | Bus transport | 1,301 | 0 | 0 | 1,301 |
| 60221 | Taxi car | 2,079 | 0 | 0 | 2,079 |
| 60231 - 60239 | Freight transport by road | 1,761 | 0 | 0 | 1,761 |
| 63010 - 63030 & 63090 | Supporting and auxilliary transport activities | 433 | 52 | 28 | 457 |
| 63041 - 63042 | Travel agencies and tour operators | 2 | 0 | 0 | 2 |
| 64 | Post and telecommunications | 3 | 3 | 0 | 6 |

¹ Revised

² Provisional

**Table 1.2g - Licences by activity as at June, 2007 and 2008 - Financial intermediation;
Real estate and business activities**

| NSIC | Activity | 2007 ¹ | July 2007 to June 2008 | | Number |
|---------------|---|-------------------|------------------------|--------------|-------------------|
| | | | Issued | Cancelled | 2008 ² |
| | | | | Total | 3,888 |
| 65 | Financial intermediation except insurance & pension funding | 221 | 11 | 3 | 229 |
| 66 | Insurance and pension funding except compulsory social security | 138 | 9 | 9 | 138 |
| 67 | Activities auxiliary to financial intermediation | 88 | 16 | 2 | 102 |
| 70 | Real estate activities | 345 | 79 | 9 | 415 |
| 71 | Renting of machinery and equipment | 1,755 | 72 | 73 | 1,754 |
| 72 | Computer and related activities | 124 | 146 | 16 | 254 |
| 74111 | Attorney | 129 | 0 | 0 | 129 |
| 74112 | Notary | 55 | 0 | 0 | 55 |
| 74113 | Barrister | 0 | 0 | 0 | 0 |
| 74121 & 74122 | Accounting and Tax consultancy | 72 | 3 | 2 | 73 |
| 7413 | Market research and public opinion polling | 0 | 2 | 0 | 2 |
| 7414 | Business and management consultancy activities | 152 | 190 | 13 | 329 |
| 74211 | Engineer | 19 | 6 | 0 | 25 |
| 74212 & 74213 | Quantity and Land surveyors | 65 | 7 | 1 | 71 |
| 74214 | Architect | 41 | 2 | 1 | 42 |
| 7422 | Motor surveyors | 124 | 6 | 6 | 124 |
| 74300 | Advertising | 82 | 11 | 5 | 88 |
| 749 | Business activities n.e.c | 478 | 90 | 22 | 546 |

¹ Revised

² Provisional

Table 1.2h - Licences by activity as at June, 2007 and 2008 - Education; Health and Social work; Community, social and personal service activities

| NSIC | Activity | 2007 ¹ | July 2007 to June 2008 | | Number |
|---------------|---|-------------------|------------------------|------------|-------------------|
| | | | Issued | Cancelled | 2008 ² |
| | | | | | |
| | Total | 5,466 | 453 | 460 | 5,459 |
| 80101 | Pre-Primary | 0 | 0 | 0 | 0 |
| 80102 | Primary | 0 | 0 | 0 | 0 |
| 80210 | Secondary | 0 | 0 | 0 | 0 |
| 80220 | Vocational training centre | 386 | 2 | 4 | 384 |
| 80301 - 80309 | Higher education | 7 | 2 | 0 | 9 |
| 80901 - 80909 | Adult & other education | 59 | 1 | 1 | 59 |
| 85121 - 85122 | Medical practioner | 90 | 5 | 0 | 95 |
| 85123 | Dentist | 43 | 0 | 0 | 43 |
| 85124 - 85320 | Optician, Other health and Social work activities | 158 | 32 | 4 | 186 |
| 90 | Sewage and refuse disposal, sanitation and similar activities | 28 | 1 | 2 | 27 |
| 91 | Activities of membership organisations n.e.c | 55 | 15 | 4 | 66 |
| 92 | Recreational cultural & sporting activities | 2,716 | 147 | 338 | 2,525 |
| 93 | Other service activities | 1,924 | 248 | 107 | 2,065 |

¹ Revised

² Provisional

Table 2 - Registrations by industry group and district as at June 2008¹

| NSIC | Activity | Number | | | | | | | | | |
|------|--|--------------|--------------|----------------|-----------------|--------------|--------------|--------------|--------------|---------------|---------------|
| | | Port - Louis | P/Wilhelms | Pamplennousses | Riv. du Rempart | Moka | Flacq | Grand Port | Savanne | Black - River | All districts |
| | Total | 5,709 | 7,116 | 3,776 | 3,881 | 1,586 | 3,387 | 1,776 | 1,075 | 1,283 | 29,589 |
| C | Mining and quarrying | 0 | 0 | 0 | 0 | 0 | 0 | 0 | 0 | 0 | 0 |
| D | Manufacturing | 8 | 0 | 0 | 2 | 1 | 0 | 2 | 3 | 2 | 18 |
| E | Electricity, gas and water supply | 0 | 0 | 1 | 0 | 0 | 2 | 0 | 1 | 0 | 4 |
| F | Construction | 0 | 0 | 0 | 0 | 0 | 0 | 0 | 0 | 0 | 0 |
| G | Wholesale and retail trade; repair of motor vehicles, personal and household goods | 250 | 0 | 187 | 102 | 0 | 144 | 69 | 24 | 204 | 980 |
| H | Hotels and restaurants | 103 | 243 | 232 | 314 | 22 | 171 | 105 | 35 | 209 | 1,434 |
| I | Transport, storage and communications | 3,693 | 5,305 | 2,825 | 3,004 | 1,219 | 2,606 | 1,350 | 885 | 493 | 21,380 |
| J | Financial intermediation | 8 | 1 | 0 | 0 | 0 | 0 | 0 | 0 | 0 | 9 |
| K | Real estate, renting and business activities | 1,358 | 751 | 202 | 114 | 260 | 24 | 54 | 18 | 65 | 2,846 |
| M | Education | 182 | 396 | 113 | 96 | 59 | 121 | 91 | 57 | 35 | 1,150 |
| N | Health and social work | 94 | 420 | 32 | 32 | 25 | 32 | 16 | 16 | 6 | 673 |
| O | Other community, social and personal services | 13 | 0 | 184 | 217 | 0 | 287 | 89 | 36 | 269 | 1,095 |

¹ Provisional

Table 3.1 - Licences¹ and registrations by industry group as at June, 2007 and 2008

| NSIC | Activity | Number | | | | | |
|------|---|-------------------|---------------|----------------|-------------------|---------------|----------------|
| | | 2007 ² | | | 2008 ³ | | |
| | | Licences only | Registrations | Total | Licences only | Registrations | Total |
| | Total | 78,048 | 29,330 | 107,378 | 83,458 | 29,589 | 113,047 |
| C | Mining and quarrying | 5 | 1 | 6 | 5 | 0 | 5 |
| D | Manufacturing | 5,654 | 545 | 6,199 | 6,711 | 18 | 6,729 |
| E | Electricity, gas and water supply | 1 | 4 | 5 | 1 | 4 | 5 |
| F | Construction | 1,092 | 2 | 1,094 | 1,333 | 0 | 1,333 |
| G | Wholesale and retail trade; repair of motor vehicles, motor cycles and personal and household goods | 57,590 | 1,249 | 58,839 | 60,936 | 980 | 61,916 |
| H | Hotels and restaurants | 4,904 | 1,279 | 6,183 | 5,160 | 1,434 | 6,594 |
| I | Transport, storage and communications | 436 | 20,637 | 21,073 | 471 | 21,380 | 21,851 |
| J | Financial intermediation and insurance | 447 | 8 | 455 | 469 | 9 | 478 |
| K | Real estate, renting and business activities | 2,588 | 2,737 | 5,325 | 3,053 | 2,846 | 5,899 |
| M | Education | 450 | 1,161 | 1,611 | 450 | 1,150 | 1,600 |
| N | Health and social work | 158 | 659 | 817 | 186 | 673 | 859 |
| O | Other community, social and personal service activities | 4,723 | 1,048 | 5,771 | 4,683 | 1,095 | 5,778 |

¹ Adjusted - some activities are both licensed and registered. To avoid double counting such activities are included under registrations only.

² Revised

³ Provisional

Fig 1 - Evolution of total number of Licences¹ & registrations during, June 2000 - 2008

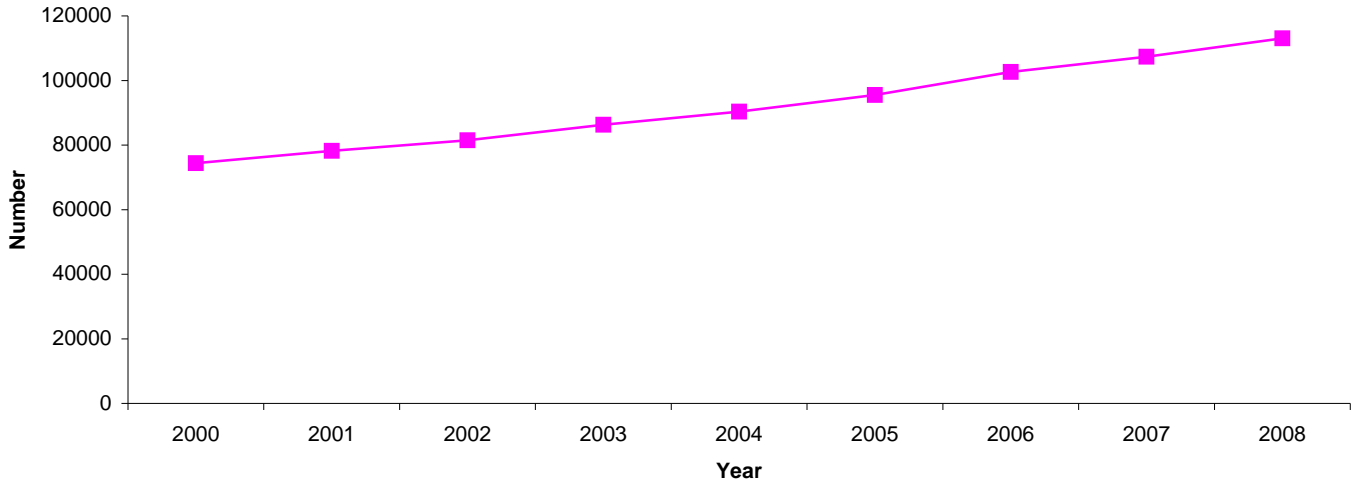
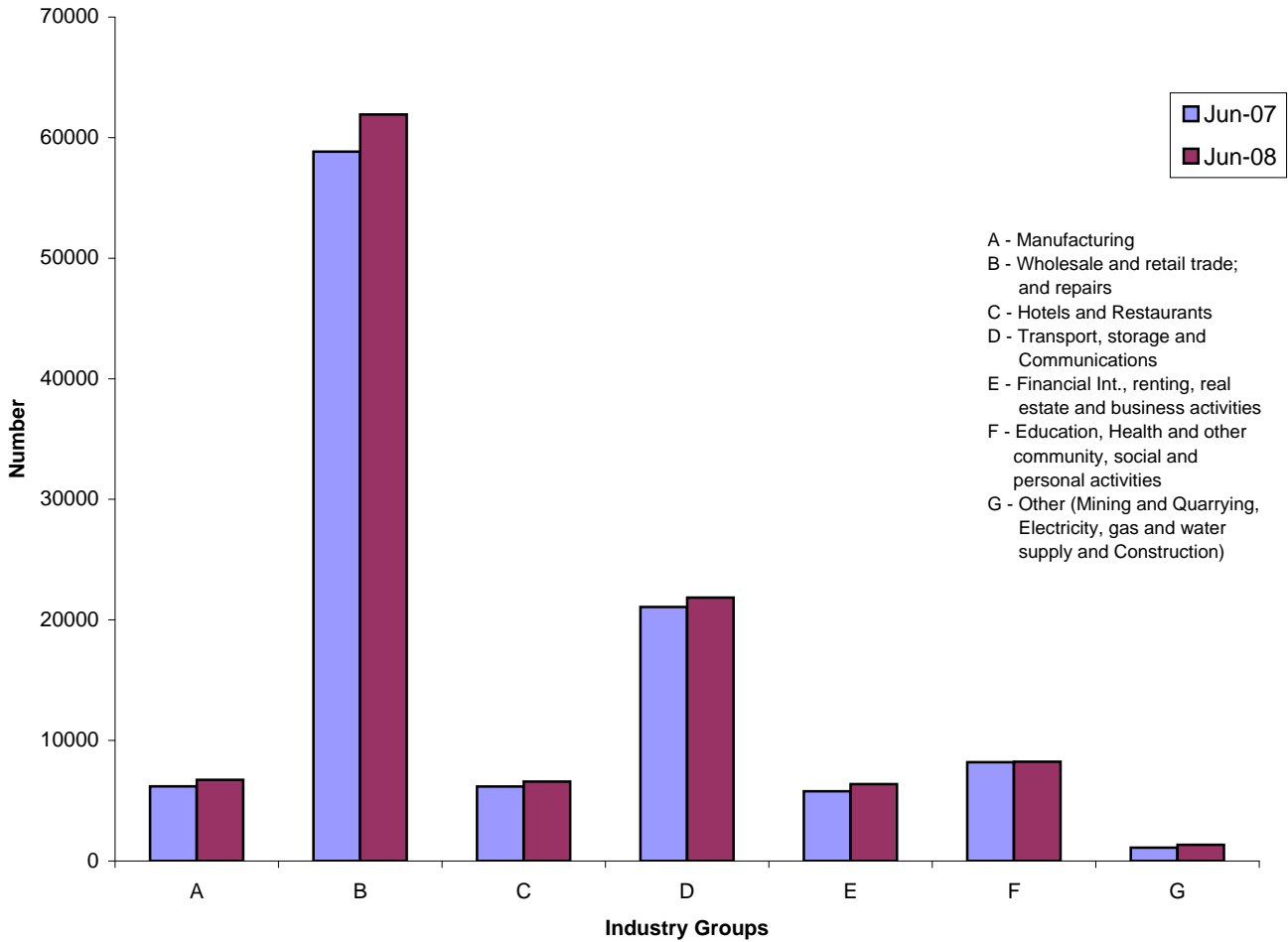


Fig 2 - Licences¹ & registrations by main activity as at June, 2007 and 2008



¹ Adjusted - some activities are both licensed and registered. To avoid double counting such activities are included under registrations only.

Table 3.2a - Licences¹ and registrations by industry group as at June 2008² - Manufacturing

| | | | | Number |
|------------------|--|---------------|---------------|-------------|
| NSIC | Activity | Licences only | Registrations | Total |
| | Total | 6711 | 18 | 6729 |
| 15 & 16 | Food product, beverages and tobacco | 1566 | 10 | 1576 |
| 17 & 18 | Textiles and wearing apparel | 1566 | 1 | 1567 |
| 19 | Tanning and Dressing of leather and footwear | 139 | 0 | 139 |
| 20, 36101- 36109 | Wood Product including furniture | 898 | 0 | 898 |
| 21,22 | Paper product, publishing and printing | 347 | 0 | 347 |
| 23 | Coke, refined petroleum products and nuclear fuel | 2 | 0 | 2 |
| 24 | Chemicals and chemical products | 83 | 0 | 83 |
| 25 | Rubber and plastic products | 222 | 1 | 223 |
| 26 | Non-metallic mineral product | 107 | 2 | 109 |
| 27, 28, 29 | Basic and fabricated metals and machinery n.e.c | 628 | 0 | 628 |
| 30000 | Office equipment | 15 | 0 | 15 |
| 31, 32 | Electrical machinery, apparatus, radio & tv equipment | 28 | 2 | 30 |
| 33 | Medical optical instrument, watches and clocks | 60 | 0 | 60 |
| 34, 35 | Motor vehicles, trailers and other transport equipment | 16 | 1 | 17 |
| 36911- 36919 | Jewellery and related products | 546 | 0 | 546 |
| 36920- 36999 | Manufacturing n.e.c. | 477 | 0 | 477 |
| 37 | Recycling | 11 | 1 | 12 |

¹ Adjusted - some activities are both licensed and registered. To avoid double counting such activities are included under registrations only.

² Provisional

Table 3.2b - Licences¹ and registrations by industry group as at June 2008² - Electricity, Gas and Water Supply

| NSIC | Activity | Number | | |
|---------|-----------------------------------|---------------|---------------|-------|
| | | Licences only | Registrations | Total |
| 40 & 41 | Electricity, gas and water supply | 1 | 4 | 5 |

Table 3.2c - Licences¹ and registrations by industry group as at June 2008² - Construction

| NSIC | Activity | Number | | |
|------|--------------|---------------|---------------|-------|
| | | Licences only | Registrations | Total |
| 45 | Construction | 1,333 | 0 | 1,333 |

Table 3.2d - Licences¹ and registrations by industry group as at June 2008² - Hotels and Restaurants

| NSIC | Activity | Number | | |
|---------------|----------------------------------|---------------|---------------|--------------|
| | | Licences only | Registrations | Total |
| | Total | 5,160 | 1,434 | 6,594 |
| 55101 - 55109 | Hotel and boarding houses | 0 | 698 | 698 |
| 55201 - 55202 | Restaurants | 0 | 736 | 736 |
| 55203 | Bars | 1,555 | 0 | 1,555 |
| 55204 - 55209 | Canteens and other eating places | 3,605 | 0 | 3,605 |

¹ Adjusted - some activities are both licensed and registered. To avoid double counting such activities are included under registrations only.

² Provisional

**Table 3.2e - Licences¹ and registrations by industry group as at June 2008² - Wholesale and retail trade;
Repair of motor vehicles, motorcycles and personal and household goods**

| | | | | Number |
|-----------|---|---------------|---------------|--------------|
| NSIC | Activity | Licences only | Registrations | Total |
| | Total | 60936 | 980 | 61916 |
| 501 & 502 | Sale and repairs of motor vehicles | 727 | 0 | 727 |
| 503 | Sale of motor vehicle spare parts and accessories | 771 | 0 | 771 |
| 504 | Sale and repairs of motorcycles/spare parts | 440 | 0 | 440 |
| 505 | Retail sale of automotive fuel | 161 | 0 | 161 |
| 51 | Wholesaler/Commission Agent except motor vehicles | 7262 | 270 | 7532 |
| 5211 | General Retailer foodstuff and non-foodstuff | 6585 | 0 | 6585 |
| 5219 | General Retailer non-foodstuff (non-specialised) | 7245 | 0 | 7245 |
| 5220 | Retail sale of food, beverages and tobacco | 10955 | 0 | 10955 |
| 5231 | Retail sale of pharmaceutical goods | 320 | 0 | 320 |
| 5232 | Retail sale of textiles and footwear | 986 | 0 | 986 |
| 5233 | Retail sale of household appliances | 699 | 0 | 699 |
| 5234 | Retail of hardware, paints and glass | 1086 | 0 | 1086 |
| 5235 | Sale of furniture | 580 | 0 | 580 |
| 5236 | Bookshop | 243 | 0 | 243 |
| 5237 | Jewellers shop | 180 | 0 | 180 |
| 5239 | Retail sale in specialised stores | 2243 | 0 | 2243 |
| 5240 | Retail sale of second hand goods in stores | 18 | 0 | 18 |
| 5252 | Retail at market place and fairs | 13790 | 0 | 13790 |
| 5259 | Hawkers, street vendors and mobile victualler | 5762 | 710 | 6472 |
| 5260 | Repair of personal and household goods | 883 | 0 | 883 |

¹ Adjusted - some activities are both licensed and registered. To avoid double counting such activities are included under registrations only.

² Provisional

Table 3.2f - Licences¹ and registrations by industry group as at June 2008² - Transport, storage & communications

| | | | | Number |
|--------------------------|--|---------------|---------------|--------------|
| NSIC | Activity | Licences only | Registrations | Total |
| | Total | 471 | 21380 | 21851 |
| 60211 - 60219 | Bus transport | 0 | 5285 | 5285 |
| 60221 | Taxi | 0 | 6924 | 6924 |
| 60231 - 60239 | Freight transport by road | 0 | 8762 | 8762 |
| 63010 - 63030 & 63090 | Supporting and auxilliary transport activities | 457 | 32 | 489 |
| 63041 - 63042 | Travel agencies and tour operators | 8 | 377 | 385 |
| 64 | Post and telecommunications | 6 | 0 | 6 |

¹ Adjusted - some activities are both licensed and registered. To avoid double counting such activities are included under registrations only.

² Provisional

**Table 3.2g - Licences¹ and registrations by industry group as at June 2008² - Financial intermediation;
Real estate and business activities**

| | | | | Number |
|---------------|---|---------------|---------------|--------------|
| NSIC | Activity | Licences only | Registrations | Total |
| | Total | 3,522 | 2,855 | 6,377 |
| 65 | Financial intermediation except insurance & pension funding | 229 | 9 | 238 |
| 66 | Insurance and pension funding except compulsory social security | 138 | 0 | 138 |
| 67 | Activities auxiliary to financial intermediation | 102 | 0 | 102 |
| 70 | Real estate activities | 415 | 0 | 415 |
| 71 | Renting of machinery and equipment | 1,125 | 2,048 | 3,173 |
| 72 | Computer and related activities | 254 | 0 | 254 |
| 74111 | Attorney | 0 | 142 | 142 |
| 74112 | Notary | 0 | 57 | 57 |
| 74113 | Barrister | 0 | 364 | 364 |
| 74121 & 74122 | Accounting & tax consultancy activities | 74 | 0 | 74 |
| 74130 | Market research and public opinion polling | 2 | 0 | 2 |
| 7414 | Business and management consultancy activities | 329 | 117 | 446 |
| 74211 | Engineer | 25 | 0 | 25 |
| 74212 & 74213 | Quantity and Land surveyors | 71 | 0 | 71 |
| 74214 | Architect | 0 | 116 | 116 |
| 7422 | Motor surveyors | 123 | 2 | 125 |
| 74300 | Advertising | 88 | 0 | 88 |
| 749 | Business activities n.e.c | 547 | 0 | 547 |

¹ Adjusted - some activities are both licensed and registered. To avoid double counting such activities are included under registrations only.

² Provisional

Table 3.2h - Licences¹ and registrations by industry group as at June 2008² - Education; Health and Social work; Community, social and personal service activities

| | | | | Number |
|---------------|---|---------------|---------------|-------------|
| NSIC | Activity | Licences only | Registrations | Total |
| | Total | 5319 | 2918 | 8237 |
| 80101 | Pre-Primary | 0 | 800 | 800 |
| 80102 | Primary | 0 | 75 | 75 |
| 80210 | Secondary | 0 | 106 | 106 |
| 80220 | Vocational training centre | 384 | 0 | 384 |
| 8030 | Higher education | 7 | 32 | 39 |
| 80901 - 80909 | Adult & other education | 59 | 137 | 196 |
| 85121 - 85122 | Medical practioner | 0 | 531 | 531 |
| 85123 | Dentist | 0 | 142 | 142 |
| 85124 - 85320 | Optician, Other health and Social work activities | 186 | 0 | 186 |
| 90 | Sewage and refuse disposal, sanitation and similar activities | 27 | 0 | 27 |
| 91 | Activities of membership organisations n.e.c | 66 | 0 | 66 |
| 92 | Recreational cultural & sporting activities | 2529 | 1081 | 3610 |
| 93 | Other service activities | 2061 | 14 | 2075 |

¹ Adjusted - some activities are both licensed and registered. To avoid double counting such activities are included under registrations only.

² Provisional

Table 4 - Net changes in licences¹ and registrations by industry group, June 2007 to June 2008²

| NSIC | Activity | 2007 ² | 2008 ³ | Net change | |
|------|---|-------------------|-------------------|--------------|----------|
| | | | | Number | % |
| | Total | 107,378 | 113,047 | 5,669 | 5 |
| C | Mining and quarrying | 6 | 5 | -1 | -17 |
| D | Manufacturing | 6,199 | 6,729 | 530 | 9 |
| E | Electricity, gas and water supply | 5 | 5 | 0 | 0 |
| F | Construction | 1,094 | 1,333 | 239 | 22 |
| G | Wholesale and retail trade; repair of motor vehicles, motorcycles, personal and household goods | 58,839 | 61,916 | 3,077 | 5 |
| H | Hotels and restaurants | 6,183 | 6,594 | 411 | 7 |
| I | Transport, storage and communications | 21,073 | 21,851 | 778 | 4 |
| J | Financial intermediation and insurance | 455 | 478 | 23 | 5 |
| K | Real estate, renting and business activities | 5,325 | 5,899 | 574 | 11 |
| M | Education | 1,611 | 1,600 | -11 | -1 |
| N | Health and social work | 817 | 859 | 42 | 5 |
| O | Other community, social and personal service activities | 5,771 | 5,778 | 7 | 0 |

¹ Adjusted - some activities are both licensed and registered. To avoid double counting such activities are included under registrations only.

² Revised

³ Provisional

Table 5.1 - Licences¹ and registrations by industry group and region as at June 2008²

| | | Number | | |
|------|---|---------------|---------------|----------------|
| NSIC | Activity | Urban | Rural | Total |
| | Total | 51,435 | 61,612 | 113,047 |
| C | Mining and quarrying | 0 | 5 | 5 |
| D | Manufacturing | 3,259 | 3,470 | 6,729 |
| E | Electricity, gas and water supply | 0 | 5 | 5 |
| F | Construction | 712 | 621 | 1,333 |
| G | Wholesale and retail trade; repair of motor vehicles, motorcycles, personal and household goods | 28,119 | 33,797 | 61,916 |
| H | Hotels and restaurants | 2,412 | 4,182 | 6,594 |
| I | Transport, storage and communications | 9,356 | 12,495 | 21,851 |
| J | Financial intermediation and insurance | 265 | 213 | 478 |
| K | Real estate, renting and business activities | 3,722 | 2,177 | 5,899 |
| M | Education | 903 | 697 | 1,600 |
| N | Health and social work | 648 | 211 | 859 |
| O | Other community, social and personal service activities | 2,039 | 3,739 | 5,778 |

¹ Adjusted - some activities are both licensed and registered. To avoid double counting such activities are included under registrations only.

² Provisional

Table 5.2a - Licences¹ and registrations by industry group and region as at June 2008² - Manufacturing

| | | | | Number |
|------------------|--|--------------|--------------|--------------|
| NSIC | Activity | Urban | Rural | Total |
| | Total | 3,259 | 3,470 | 6,729 |
| 15 & 16 | Food product, beverages and tobacco | 685 | 891 | 1,576 |
| 17 & 18 | Textiles and wearing apparel | 689 | 878 | 1,567 |
| 19 | Tanning and dressing of leather & footwear | 85 | 54 | 139 |
| 20, 36101- 36109 | Wood product including furniture | 486 | 412 | 898 |
| 21,22 | Paper product, publishing and printing | 239 | 108 | 347 |
| 23 | Coke, refined petroleum products and nuclear fuel | 0 | 2 | 2 |
| 24 | Chemicals and chemical products | 42 | 41 | 83 |
| 25 | Rubber and plastic products | 129 | 94 | 223 |
| 26 | Non-metallic mineral products | 35 | 74 | 109 |
| 27, 28, 29 | Basic & fabricated metals and machinery n.e.c | 316 | 312 | 628 |
| 30000 | Office equipment | 15 | 0 | 15 |
| 31, 32 | Electrical machinery, apparatus, radio & tv equipment | 20 | 10 | 30 |
| 33 | Medical optical instrument, watches and clocks | 30 | 30 | 60 |
| 34, 35 | Motor vehicles, trailers and other transport equipment | 10 | 7 | 17 |
| 36911- 36919 | Jewellery and related products | 262 | 284 | 546 |
| 36920- 36999 | Manufacturing n.e.c. | 210 | 267 | 477 |
| 37 | Recycling | 6 | 6 | 12 |

¹ Adjusted - some activities are both licensed and registered. To avoid double counting such activities are included under registrations only.

² Provisional

Table 5.2b - Licences¹ and registrations by industry group and region as at June 2008² - Electricity, Gas and Water Supply

| Number | | | | |
|---------|----------------------------|-------|-------|-------|
| NSIC | Activity | Urban | Rural | Total |
| 40 & 41 | Electricity, gas and water | 0 | 5 | 5 |

Table 5.2c - Licences¹ and registrations by industry group and region as at June 2008² - Construction

| Number | | | | |
|--------|--------------|-------|-------|-------|
| NSIC | Activity | Urban | Rural | Total |
| 45 | Construction | 712 | 621 | 1,333 |

Table 5.2d - Licences¹ and registrations by industry group and region as at June 2008² - Hotels and Restaurants

| Number | | | | |
|---------------|----------------------------------|--------------|--------------|--------------|
| NSIC | Activity | Urban | Rural | Total |
| | Total | 2,412 | 4,182 | 6,594 |
| 55101 - 55109 | Hotels and boarding houses | 86 | 612 | 698 |
| 55201 - 55202 | Restaurants | 260 | 476 | 736 |
| 55203 | Bars | 406 | 1,149 | 1,555 |
| 55204 - 55209 | Canteens and other eating places | 1,660 | 1,945 | 3,605 |

¹ Adjusted - some activities are both licensed and registered. To avoid double counting such activities are included under registrations only.

² Provisional

Table 5.2e - Licences¹ and registrations by industry group and region as at June 2008² - Wholesale and retail trade; Repair of motor vehicles, motorcycles and personal and household goods

| | | | | Number |
|-----------|--|---------------|---------------|---------------|
| NSIC | Activity | Urban | Rural | Total |
| | Total | 28,119 | 33,797 | 61,916 |
| 501 & 502 | Sale and repairs of motor vehicles | 382 | 345 | 727 |
| 503 | Sale of motor vehicle spare parts and accessories | 473 | 298 | 771 |
| 504 | Sale and repairs of motorcycles/spare parts | 243 | 197 | 440 |
| 505 | Retail sale of automotive fuel | 75 | 86 | 161 |
| 51 | Wholesaler/Commission Agent except of motor vehicles | 4,374 | 3,158 | 7,532 |
| 5211 | General retailer foodstuff and non-foodstuff | 2,654 | 3,931 | 6,585 |
| 5219 | General retailer non-foodstuff (non-specialised) | 4,165 | 3,080 | 7,245 |
| 5220 | Retail sale of food, beverages and tobacco | 4,705 | 6,250 | 10,955 |
| 5231 | Retail sale of pharmaceutical goods | 196 | 124 | 320 |
| 5232 | Retail sale of textiles and footwear | 719 | 267 | 986 |
| 5233 | Retail sale of household appliances | 427 | 272 | 699 |
| 5234 | Retail of hardware, paints and glass | 545 | 541 | 1,086 |
| 5235 | Sale of furniture | 245 | 335 | 580 |
| 5236 | Bookshop | 148 | 95 | 243 |
| 5237 | Jewellers shop | 89 | 91 | 180 |
| 5239 | Retail sale in specialised stores | 983 | 1,260 | 2,243 |
| 5240 | Retail sale of second-hand goods in stores | 12 | 6 | 18 |
| 5252 | Retail at market place and fairs | 5,306 | 8,484 | 13,790 |
| 5259 | Hawkers, street vendors and mobile victualler | 1,908 | 4,564 | 6,472 |
| 5260 | Repair of personal and household goods | 470 | 413 | 883 |

¹ Adjusted - some activities are both licensed and registered. To avoid double counting such activities are included under registrations only.

² Provisional

**Table 5.2f - Licences¹ and registrations by activity and region as at June 2008² -
Transport, storage and communications**

| NSIC | Activity | Number | | |
|--------------------------|--|--------------|---------------|---------------|
| | | Urban | Rural | Total |
| | Total | 9,356 | 12,495 | 21,851 |
| 60211 - 60219 | Bus Transport | 2,578 | 2,707 | 5,285 |
| 60221 | Taxi car | 2,809 | 4,115 | 6,924 |
| 60231 - 60239 | Freight transport by road | 3,374 | 5,388 | 8,762 |
| 63010 - 63030 & 63090 | Supporting and auxilliary transport activities | 373 | 116 | 489 |
| 63041 - 63042 | Travel agencies and tour operators | 217 | 168 | 385 |
| 64 | Post and telecommunications | 5 | 1 | 6 |

¹ Adjusted - some activities are both licensed and registered. To avoid double counting such activities are included under registrations only.

² Provisional

**Table 5.2g - Licences¹ and registrations by industry group and region as at June 2008² - Financial intermediation;
Real estate and business activities**

| | | | | Number |
|---------------|---|--------------|--------------|--------------|
| NSIC | Activity | Urban | Rural | Total |
| | Total | 3,987 | 2,390 | 6,377 |
| 65 | Financial intermediation except insurance & pension funding | 122 | 116 | 238 |
| 66 | Insurance and pension funding except compulsory social security | 83 | 55 | 138 |
| 67 | Activities auxiliary to financial intermediation | 60 | 42 | 102 |
| 70 | Real estate activities | 225 | 190 | 415 |
| 71 | Renting of machinery and equipment | 1,690 | 1,483 | 3,173 |
| 72 | Computer and related activities | 145 | 109 | 254 |
| 74111 | Attorney | 142 | 0 | 142 |
| 74112 | Notary | 57 | 0 | 57 |
| 74113 | Barrister | 364 | 0 | 364 |
| 74121 - 74122 | Accounting and tax consultancy | 67 | 7 | 74 |
| 7413 | Market research and public opinion polling | 2 | 0 | 2 |
| 7414 | Business and management consultancy activities | 325 | 121 | 446 |
| 74211 | Engineer | 23 | 2 | 25 |
| 74212 & 74213 | Quantity and land surveyors | 65 | 6 | 71 |
| 74214 | Architect | 95 | 21 | 116 |
| 7422 | Motor surveyors | 94 | 31 | 125 |
| 74300 | Advertising | 72 | 16 | 88 |
| 749 | Business activities n.e.c | 356 | 191 | 547 |

¹ Adjusted - some activities are both licensed and registered. To avoid double counting such activities are included under registrations only.

² Provisional

Table 5.2h - Licences¹ and registrations by industry group and region as at June 2008² - Education; Health and Social work; Community, social and personal service activities

| | | | | Number |
|---------------|---|--------------|--------------|--------------|
| NSIC | Activity | Urban | Rural | Total |
| | Total | 3,590 | 4,647 | 8,237 |
| 80101 | Pre-Primary | 358 | 442 | 800 |
| 80102 | Primary | 38 | 37 | 75 |
| 80210 | Secondary | 66 | 40 | 106 |
| 80220 | Vocational training centre | 288 | 96 | 384 |
| 8030 | Higher education | 34 | 5 | 39 |
| 80901 - 80909 | Adult and other education | 119 | 77 | 196 |
| 85121 - 85122 | Medical practioner | 412 | 119 | 531 |
| 85123 | Dentist | 102 | 40 | 142 |
| 85124 - 85320 | Optician, Other health and Social work activities | 134 | 52 | 186 |
| 90 | Sewage and refuse disposal, sanitation and similar activities | 8 | 19 | 27 |
| 91 | Activities of membership organisations n.e.c | 33 | 33 | 66 |
| 92 | Recreational cultural and sporting activities | 794 | 2,816 | 3,610 |
| 93 | Other service activities | 1,204 | 871 | 2,075 |

¹ Adjusted - some activities are both licensed and registered. To avoid double counting such activities are included under registrations only.

² Provisional

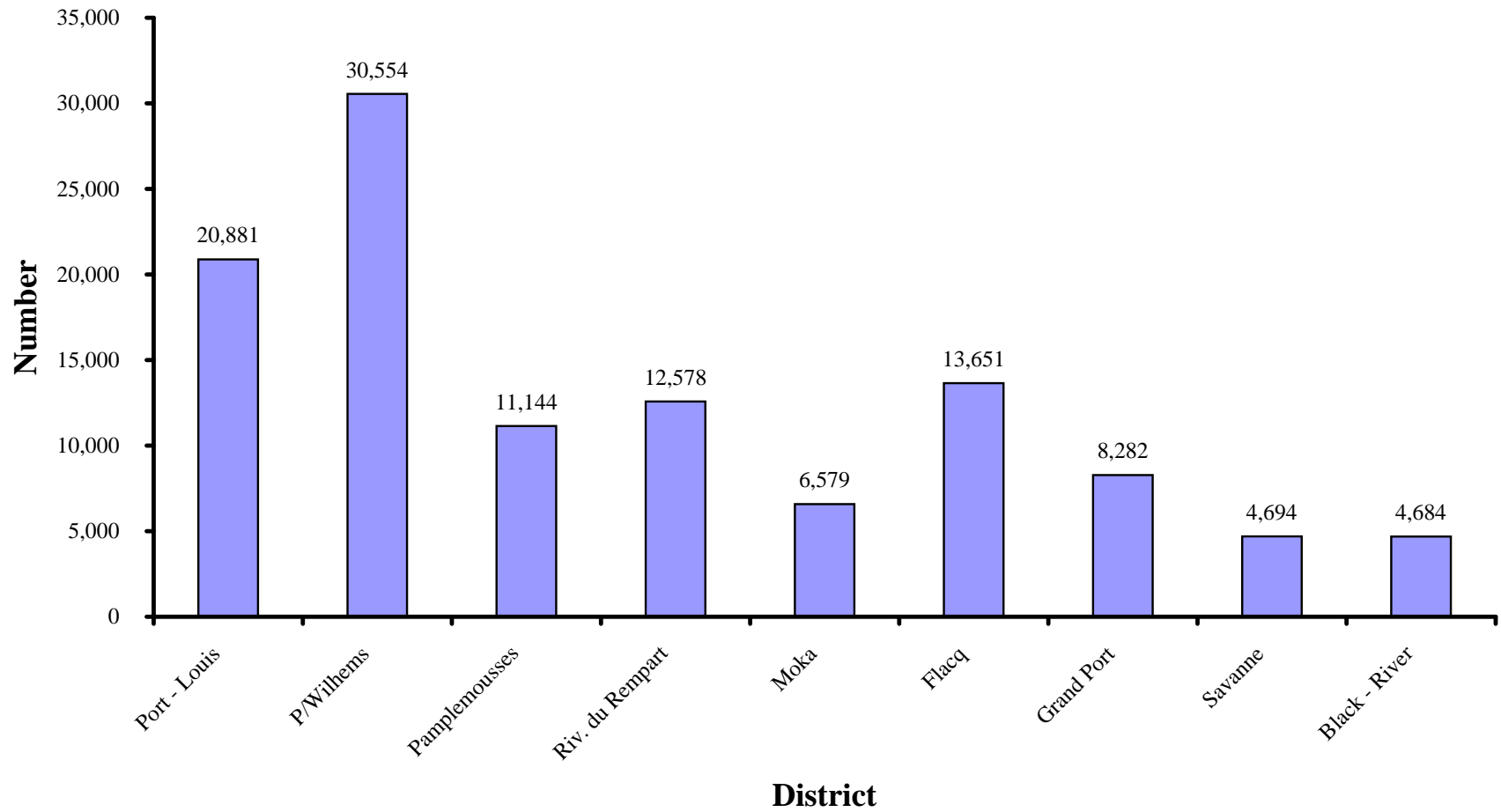
Table 6.1 - Licences¹ and registrations by industry group and district as at June 2008²

| | | Number | | | | | | | | | |
|------|---|---------------|---------------|---------------|-----------------|--------------|---------------|--------------|--------------|---------------|----------------|
| NSIC | Activity | Port - Louis | P/Wilhems | Pamplémousses | Riv. du Rempart | Moka | Flacq | Grand Port | Savanne | Black - River | All districts |
| | Total | 20,881 | 30,554 | 11,144 | 12,578 | 6,579 | 13,651 | 8,282 | 4,694 | 4,684 | 113,047 |
| C | Mining and quarrying | 0 | 0 | 0 | 0 | 0 | 0 | 0 | 0 | 5 | 5 |
| D | Manufacturing | 1,186 | 2,073 | 583 | 535 | 397 | 711 | 539 | 370 | 335 | 6,729 |
| E | Electricity | 0 | 0 | 1 | 0 | 0 | 2 | 1 | 1 | 0 | 5 |
| F | Construction | 169 | 543 | 77 | 56 | 103 | 181 | 120 | 31 | 53 | 1,333 |
| G | Wholesale and retail trade; repair of motor vehicles, motorcycles, personal and household goods | 11,413 | 16,706 | 5,889 | 7,031 | 3,670 | 7,705 | 4,545 | 2,372 | 2,585 | 61,916 |
| H | Hotels and restaurants | 829 | 1,583 | 701 | 850 | 337 | 861 | 642 | 321 | 470 | 6,594 |
| I | Transport, storage and communications | 3,956 | 5,400 | 2,849 | 3,009 | 1,231 | 2,611 | 1,390 | 886 | 519 | 21,851 |
| J | Financial intermediation and insurance | 154 | 111 | 22 | 48 | 17 | 56 | 37 | 21 | 12 | 478 |
| K | Real estate, renting and business activities | 2,047 | 1,675 | 434 | 392 | 432 | 352 | 234 | 125 | 208 | 5,899 |
| M | Education | 316 | 587 | 124 | 116 | 77 | 157 | 111 | 63 | 49 | 1,600 |
| N | Health and social work | 134 | 514 | 39 | 45 | 31 | 45 | 21 | 16 | 14 | 859 |
| O | Other community, social and personal services | 677 | 1,362 | 425 | 496 | 284 | 970 | 642 | 488 | 434 | 5,778 |

¹ Adjusted - some activities are both licensed and registered. To avoid double counting such activities are included under registrations only.

² Provisional

Fig 3 - Licences¹ and registrations by district as at June 2008



¹ Adjusted - some activities are both licensed and registered. To avoid double counting such activities are included under registrations only.

Table 6.2a - Licences¹ and registrations by industry group and district as at June 2008² - Manufacturing

| NSIC | Activity | | | | | | | | | | Number |
|------------------|--|--------------|--------------|---------------|-----------------|------------|------------|------------|------------|---------------|---------------|
| | | Port - Louis | P/Wilhelms | Pamplemousses | Riv. du Rempart | Moka | Flacq | Grand Port | Savanne | Black - River | All districts |
| | Total | 1,186 | 2,073 | 583 | 535 | 397 | 711 | 539 | 370 | 335 | 6,729 |
| 15 & 16 | Food product, beverages and tobacco | 213 | 472 | 133 | 130 | 101 | 178 | 151 | 110 | 88 | 1,576 |
| 17 & 18 | Textiles and wearing apparel | 193 | 496 | 98 | 139 | 144 | 209 | 128 | 112 | 48 | 1,567 |
| 19 | Tanning and dressing of leather & footwear | 46 | 39 | 17 | 5 | 8 | 4 | 11 | 5 | 4 | 139 |
| 20, 36101- 36109 | Wood product including furniture | 146 | 340 | 61 | 58 | 41 | 105 | 83 | 36 | 28 | 898 |
| 21,22 | Paper product, publishing and printing | 144 | 95 | 24 | 15 | 10 | 13 | 14 | 9 | 23 | 347 |
| 23 | Coke, refined petroleum products and nuclear fuel | 0 | 0 | 0 | 0 | 0 | 1 | 0 | 0 | 1 | 2 |
| 24 | Chemicals and chemical products | 21 | 21 | 14 | 5 | 4 | 2 | 4 | 0 | 12 | 83 |
| 25 | Rubber and plastic products | 80 | 49 | 16 | 17 | 7 | 9 | 24 | 13 | 8 | 223 |
| 26 | Non-metallic mineral products | 19 | 16 | 25 | 3 | 6 | 13 | 10 | 3 | 14 | 109 |
| 27, 28, 29 | Basic & fabricated metals and machinery, n.e.c | 91 | 225 | 73 | 77 | 25 | 46 | 40 | 24 | 27 | 628 |
| 30000 | Office equipment | 8 | 7 | 0 | 0 | 0 | 0 | 0 | 0 | 0 | 15 |
| 31, 32 | Electrical machinery, apparatus, radio & tv equipment | 13 | 7 | 4 | 1 | 2 | 0 | 1 | 0 | 2 | 30 |
| 33 | Medical optical instrument, watches and clocks | 6 | 24 | 8 | 8 | 4 | 8 | 0 | 1 | 1 | 60 |
| 34, 35 | Motor vehicles, trailers and other transport equipment | 5 | 5 | 0 | 3 | 2 | 0 | 1 | 0 | 1 | 17 |
| 36911- 36919 | Jewellery and related products | 112 | 150 | 51 | 45 | 23 | 79 | 38 | 38 | 10 | 546 |
| 36920- 36999 | Manufacturing, n.e.c. | 85 | 125 | 57 | 28 | 19 | 44 | 32 | 19 | 68 | 477 |
| 37 | Recycling | 4 | 2 | 2 | 1 | 1 | 0 | 2 | 0 | 0 | 12 |

¹ Adjusted - some activities are both licensed and registered. To avoid double counting such activities are included under registrations only.

² Provisional

Table 6.2b - Licences¹ and registrations by industry group and district as at June 2008² - Electricity, Gas and Water Supply

| NSIC | Activity | Number | | | | | | | | | |
|---------|----------------------------|-----------|-----------|-------|-----------|------|-------|----------|---------|-----------|---------------|
| | | P - Louis | P/Wilhems | Pamp. | R.Rempart | Moka | Flacq | G - Port | Savanne | B - River | All districts |
| 40 & 41 | Electricity, Gas and water | 0 | 0 | 1 | 0 | 0 | 2 | 1 | 1 | 0 | 5 |

Table 6.2c - Licences¹ and registrations by industry group and district as at June 2008² - Construction

| NSIC | Activity | Number | | | | | | | | | |
|------|--------------|-----------|-----------|-------|-----------|------|-------|----------|---------|-----------|---------------|
| | | P - Louis | P/Wilhems | Pamp. | R.Rempart | Moka | Flacq | G - Port | Savanne | B - River | All districts |
| 4520 | Construction | 169 | 543 | 77 | 56 | 103 | 181 | 120 | 31 | 53 | 1,333 |

Table 6.2d - Licences¹ and registrations by industry group and district as at June 2008² - Hotels and Restaurants

| NSIC | Activity | Number | | | | | | | | | |
|---------------|----------------------------------|------------|--------------|------------|------------|------------|------------|------------|------------|------------|---------------|
| | | P - Louis | P/Wilhems | Pamp. | R.Rempart | Moka | Flacq | G - Port | Savanne | B - River | All districts |
| | Total | 829 | 1,583 | 701 | 850 | 337 | 861 | 642 | 321 | 470 | 6,594 |
| 55101 - 55109 | Hotels and boarding houses | 23 | 63 | 129 | 207 | 2 | 78 | 58 | 12 | 126 | 698 |
| 55201 - 55202 | Restaurants | 80 | 180 | 103 | 107 | 20 | 93 | 47 | 23 | 83 | 736 |
| 55203 | Bars | 100 | 306 | 155 | 204 | 122 | 263 | 224 | 118 | 63 | 1,555 |
| 55204 - 55209 | Canteens and other eating places | 626 | 1,034 | 314 | 332 | 193 | 427 | 313 | 168 | 198 | 3,605 |

¹ Adjusted - some activities are both licensed and registered. To avoid double counting such activities are included under registrations only.

² Provisional

**Table 6.2e - Licences¹ and registrations by activity and district as at June 2008² - Wholesale and retail trade;
Repair of motor vehicles, motorcycles & personal and household goods**

| NSIC | Activity | Number | | | | | | | | | |
|-----------|--|---------------|---------------|--------------|--------------|--------------|--------------|--------------|--------------|--------------|---------------|
| | | P - Louis | P/Wilhems | Pamp. | R.Rempart | Moka | Flacq | G - Port | Savanne | B - River | All districts |
| | Total | 11,413 | 16,706 | 5,889 | 7,031 | 3,670 | 7,705 | 4,545 | 2,372 | 2,585 | 61,916 |
| 501 & 502 | Sale and repairs of motor vehicles | 142 | 240 | 63 | 50 | 40 | 81 | 47 | 30 | 34 | 727 |
| 503 | Sale of motor vehicle spare parts and accessories | 232 | 241 | 61 | 43 | 33 | 59 | 47 | 24 | 31 | 771 |
| 504 | Sale and repairs of motorcycles/spare parts | 118 | 125 | 39 | 33 | 12 | 41 | 39 | 28 | 5 | 440 |
| 505 | Retail sale of automotive fuel | 19 | 56 | 10 | 21 | 7 | 19 | 15 | 8 | 6 | 161 |
| 51 | Wholesaler/Commission Agent except of motor vehicles | 2,336 | 2,038 | 349 | 417 | 521 | 915 | 376 | 260 | 320 | 7,532 |
| 5211 | General retailer foodstuff and non-foodstuff | 838 | 1,816 | 730 | 820 | 325 | 611 | 820 | 412 | 213 | 6,585 |
| 5219 | General retailer non-foodstuff (non-specialised) | 1,763 | 2,402 | 436 | 752 | 335 | 793 | 352 | 204 | 208 | 7,245 |
| 5220 | Retail sale of food, beverages and tobacco | 1,496 | 3,209 | 1,028 | 981 | 722 | 1,450 | 1,041 | 556 | 472 | 10,955 |
| 5231 | Retail sale of pharmaceutical goods | 63 | 133 | 16 | 20 | 13 | 25 | 30 | 12 | 8 | 320 |
| 5232 | Retail sale of textiles and footwear | 469 | 250 | 35 | 75 | 9 | 27 | 64 | 34 | 23 | 986 |
| 5233 | Retail sale of household appliances | 205 | 222 | 35 | 44 | 15 | 59 | 64 | 31 | 24 | 699 |
| 5234 | Retail of hardware, paints and glass | 253 | 292 | 89 | 98 | 55 | 125 | 88 | 54 | 32 | 1,086 |
| 5235 | Sale of furniture | 37 | 208 | 75 | 65 | 33 | 68 | 48 | 29 | 17 | 580 |
| 5236 | Bookshop | 49 | 99 | 22 | 18 | 12 | 20 | 15 | 4 | 4 | 243 |
| 5237 | Jewellers shop | 34 | 55 | 15 | 34 | 5 | 17 | 3 | 0 | 17 | 180 |
| 5239 | Retail sale in specialised stores | 332 | 651 | 206 | 227 | 119 | 304 | 206 | 95 | 103 | 2,243 |
| 5240 | Retail sale of second-hand goods in stores | 7 | 5 | 3 | 1 | 0 | 0 | 2 | 0 | 0 | 18 |
| 5252 | Retail at market place and fairs | 1,470 | 3,836 | 1,712 | 2,489 | 1,040 | 1,930 | 681 | 218 | 414 | 13,790 |
| 5259 | Hawkers, street vendors and mobile victualler | 1,387 | 521 | 884 | 775 | 328 | 1,055 | 553 | 354 | 615 | 6,472 |
| 5260 | Repair of personal and household goods | 163 | 307 | 81 | 68 | 46 | 106 | 54 | 19 | 39 | 883 |

¹ Adjusted - some activities are both licensed and registered. To avoid double counting such activities are included under registrations only.

² Provisional

Table 6.2f - Licences¹ and registrations by industry group and district as at June 2008² - Transport, storage and communications

| NSIC | Activity | | | | | | | | | | Number |
|-----------------------|--|--------------|--------------|---------------|-----------------|--------------|--------------|--------------|------------|---------------|---------------|
| | | Port - Louis | P/Wilhems | Pamplemousses | Riv. Du Rempart | Moka | Flacq | Grand Port | Savanne | Black - River | All districts |
| | Total | 3,956 | 5,400 | 2,849 | 3,009 | 1,231 | 2,611 | 1,390 | 886 | 519 | 21,851 |
| 60211 - 60219 | Bus Transport | 664 | 1,914 | 587 | 513 | 345 | 514 | 423 | 247 | 78 | 5,285 |
| 60221 | Taxi car | 1,130 | 1,679 | 584 | 811 | 248 | 1,437 | 524 | 249 | 262 | 6,924 |
| 60231 - 60239 | Freight transport by road | 1,764 | 1,610 | 1,624 | 1,618 | 626 | 631 | 389 | 381 | 119 | 8,762 |
| 63010 - 63030 & 63090 | Supporting and auxilliary transport activities | 280 | 93 | 26 | 7 | 4 | 9 | 42 | 1 | 27 | 489 |
| 63041 - 63042 | Travel agencies and tour operators | 115 | 102 | 28 | 60 | 8 | 20 | 12 | 8 | 32 | 385 |
| 64 | Post and telecommunications | 3 | 2 | 0 | 0 | 0 | 0 | 0 | 0 | 1 | 6 |

¹ Adjusted - some activities are both licensed and registered. To avoid double counting such activities are included under registrations only.

² Provisional

**Table 6.2g - Licences¹ and registrations by industry group and district as at June 2008² - Financial intermediation;
Real estate and business activities**

| NSIC | Activity | Number | | | | | | | | | |
|---------------|---|--------------|--------------|------------|------------|------------|------------|------------|------------|------------|---------------|
| | | P - Louis | P/Wilhems | Pamp. | R.Rempart | Moka | Flacq | G - Port | Savanne | B - River | All districts |
| | Total | 2,201 | 1,786 | 456 | 440 | 449 | 408 | 271 | 146 | 220 | 6,377 |
| 65 | Financial intermediation except insurance & pension funding | 55 | 67 | 16 | 28 | 8 | 22 | 24 | 12 | 6 | 238 |
| 66 | Insurance and pension funding except compulsory social security | 56 | 27 | 3 | 11 | 4 | 18 | 10 | 8 | 1 | 138 |
| 67 | Activities auxiliary to financial intermediation | 43 | 17 | 3 | 9 | 5 | 16 | 3 | 1 | 5 | 102 |
| 70 | Real estate activities | 103 | 122 | 33 | 60 | 18 | 41 | 9 | 6 | 23 | 415 |
| 71 | Renting of machinery and equipment | 776 | 914 | 328 | 252 | 331 | 198 | 160 | 95 | 119 | 3,173 |
| 72 | Computer and related activities | 57 | 88 | 8 | 16 | 12 | 26 | 28 | 5 | 14 | 254 |
| 74111 | Attorney | 142 | 0 | 0 | 0 | 0 | 0 | 0 | 0 | 0 | 142 |
| 74112 | Notary | 57 | 0 | 0 | 0 | 0 | 0 | 0 | 0 | 0 | 57 |
| 74113 | Barrister | 364 | 0 | 0 | 0 | 0 | 0 | 0 | 0 | 0 | 364 |
| 74121 & 74122 | Accounting and Tax consultancy | 48 | 19 | 2 | 1 | 1 | 2 | 1 | 0 | 0 | 74 |
| 7413 | Market research and public opinion polling | 1 | 1 | 0 | 0 | 0 | 0 | 0 | 0 | 0 | 2 |
| 7414 | Business and management consultancy activities | 211 | 114 | 14 | 16 | 27 | 36 | 9 | 4 | 15 | 446 |
| 74211 | Engineer | 4 | 19 | 0 | 0 | 1 | 0 | 0 | 0 | 1 | 25 |
| 74212 & 74213 | Quantity and Land surveyors | 30 | 35 | 1 | 0 | 1 | 3 | 1 | 0 | 0 | 71 |
| 74214 | Architect | 31 | 64 | 5 | 4 | 5 | 2 | 1 | 1 | 3 | 116 |
| 7422 | Motor surveyors | 55 | 39 | 6 | 6 | 5 | 5 | 2 | 0 | 7 | 125 |
| 74300 | Advertising | 38 | 34 | 2 | 6 | 3 | 2 | 0 | 0 | 3 | 88 |
| 749 | Business activities, n.e.c | 130 | 226 | 35 | 31 | 28 | 37 | 23 | 14 | 23 | 547 |

¹ Adjusted - some activities are both licensed and registered. To avoid double counting such activities are included under registrations only.

² Provisional

Table 6.2h - Licences¹ and registrations by activity and district as at June 2008² - Education; Health and Social work; Community, social and personal service activities

| NSIC | Activity | Number | | | | | | | | | |
|---------------|---|--------------|--------------|------------|------------|------------|--------------|------------|------------|------------|---------------|
| | | P - Louis | P/Wilhems | Pamp. | R.Rempart | Moka | Flacq | G - Port | Savanne | B - River | All districts |
| | Total | 1,127 | 2,463 | 588 | 657 | 392 | 1,172 | 774 | 567 | 497 | 8,237 |
| 80101 | Pre-Primary | 106 | 252 | 87 | 80 | 35 | 94 | 71 | 48 | 27 | 800 |
| 80102 | Primary | 10 | 28 | 5 | 5 | 6 | 9 | 5 | 3 | 4 | 75 |
| 80210 | Secondary | 20 | 46 | 7 | 7 | 7 | 7 | 7 | 3 | 2 | 106 |
| 80220 | Vocational training centre | 111 | 177 | 9 | 15 | 15 | 28 | 13 | 2 | 14 | 384 |
| 8030 | Higher education | 14 | 20 | 2 | 0 | 1 | 1 | 0 | 0 | 1 | 39 |
| 80901 - 80909 | Adult & other education | 55 | 64 | 14 | 9 | 13 | 18 | 15 | 7 | 1 | 196 |
| 85121 - 85122 | Medical practioner | 75 | 337 | 23 | 25 | 18 | 21 | 15 | 11 | 6 | 531 |
| 85123 | Dentist | 19 | 83 | 9 | 7 | 7 | 11 | 1 | 5 | 0 | 142 |
| 85124 - 85320 | Optician, Other health and Social work activities | 40 | 94 | 7 | 13 | 6 | 13 | 5 | 0 | 8 | 186 |
| 90 | Sewage and refuse disposal, sanitation and similar activities | 6 | 2 | 2 | 2 | 2 | 4 | 4 | 2 | 3 | 27 |
| 91 | Activities of membership organisations n.e.c | 8 | 25 | 6 | 16 | 1 | 0 | 2 | 0 | 8 | 66 |
| 92 | Recreational cultural & sporting activities | 320 | 474 | 256 | 308 | 203 | 800 | 498 | 418 | 333 | 3,610 |
| 93 | Other service activities | 343 | 861 | 161 | 170 | 78 | 166 | 138 | 68 | 90 | 2,075 |

¹ Adjusted - some activities are both licensed and registered. To avoid double counting such activities are included under registrations only.

² Provisional